

Vicky Suarez and Debanhi Garcia
 SWEA Annual Conference
 Boston, MA
 Saturday March 18, 2023

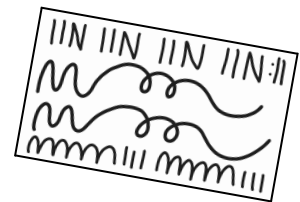
¡Vamos a cantar y jugar!

Representation is Celebration. Explore during Hispanic Heritage Month!

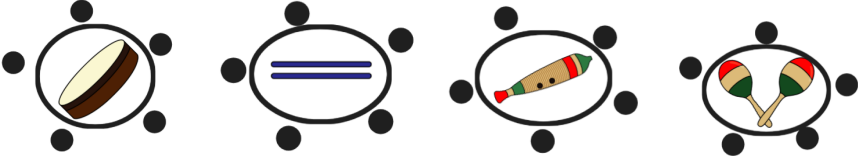
- Hispanic Heritage Month is celebrated from September to October and is the ideal opportunity to introduce dances, games and songs inspired by and originated from different cultures in North and South America.


Why I chose “Carnivalito”

- “Carnivalito” by Shenanigans is a great emulation of what traditional Argentinian Carnaval music would sound like.
- Binary Form - Rhythmic structure Vs. Dancing section
- Introduce instruments: Charango, Guitarra, Bombo legüero
- No words

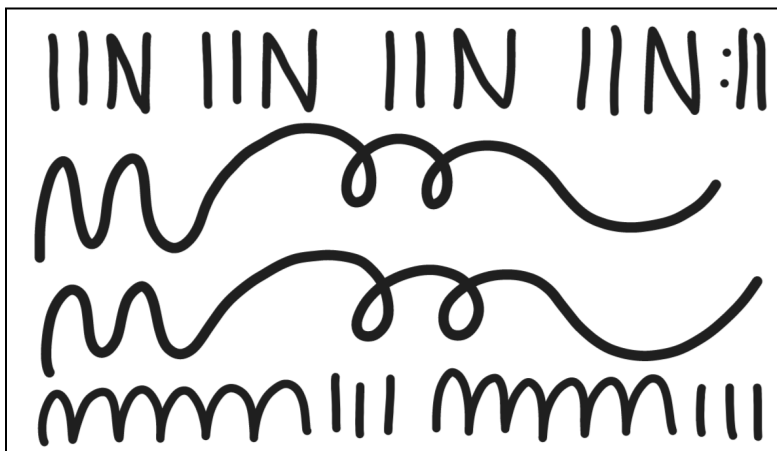


“Carnivalito” Process

<p>Day 1 - Introduce Consider using this to enter the room</p>	<ul style="list-style-type: none"> • “Can you do this?” T models light stomping of the rhythm • <u>Entrance:</u> “Follow me like this” S follow T, stomping in a line. <ul style="list-style-type: none"> ○ “Where else can we play this rhythm?” “Let’s try it” ○ “When I give you this signal, get ready for a change” • A/B Form - A: March, B: Skip (Signal B section with a head nod)
<p>Day 2 - Revisit Instrument stations Groups of 3-5 Unpitched percussion Rotate</p>	<ul style="list-style-type: none"> • Repeat Day 1 Entrance: “Do you remember what happens after this signal?” T head nods. “Who could try to lead our line?” “Do you want to clap, stomp or both?” Next student. Repeat. • UPP Instrument Stations (Unpitched Percussion): 3-5 groups. • A/B Section - A Section: Play rhythmic pattern on UPP, B Section: Skip around instrument station, Rotate station, repeat. Suggestion: Give them choices for B section (gallop, skip, etc.) 
<p>Day 3 - Groups Students in groups of 4</p>	<ul style="list-style-type: none"> • Groups of 4 - Tallest to Shortest - “Tallest is No. 1, shortest is No. 4” “If you are No. 4, you will pick your instrument first, No. 3 you must choose a different one, etc...”

	<ul style="list-style-type: none"> ● A/B Form - A: S play corresponding to their order number. (1 2 3+ 4)  <ul style="list-style-type: none"> ○ B Section - Movement - 3 Choices: Skip, Dance, Elbow Turn, or Impvise
<p>Day 4 - Rhythm Stick Routine</p>	<ul style="list-style-type: none"> ● A/B Form - A: T leads w/Rhythm Sticks (with direction changes) ○ B:- Lasso sticks around head, 8 beats, switch hand, Over/Under Knees, Back/Front, Tap tap tap (repeat) ○ Optional: substitute over/under knees with kicking.
<p>Day 5 - Line Map</p>	<ul style="list-style-type: none"> ● <i>“This line map is Carnivalito, put the song in your inside head and try to trace it alone” “Listen and trace along” T plays song. “Is there a volunteer who would like to show how their brain traced this map?” “Where did you start?” “Did anyone else start there?” “I could really tell you were focused by the way you were listening and drawing” T picks another student. Repeat.</i>

“Carnivalito” by Shenanigans Line Map, Created by Debanhi Garcia



Resources:

“Carnivalito” Bush Dances of New Holland Vol. 2 “Shenanigans” - (Spotify, Youtube)

Dance Steps to “Carnivalito” - [Multiple Dance Steps Found Here](#)