


## Sailing Down the River



### Introduce the Song

- *Listen carefully.* Teacher sings the song.
- *Did you hear repeated words?* Discussion of repeated words follows.
- Listen once more to check that we have mentioned all the repeated words.

### Singing Game

#### Formation: Standing circle

- As the A section of the song is sung the teacher walks around the outside of the circle.
- On the word "sailing," she taps the closest person.
- *If you have been tapped step inside the circle.*
- *How many people are inside the circle?* (3)
- *I just happened to have a song about three in the middle.* Sing the B section of the song.

## Singing Game (cont.)

- *The three in the center of the circle, your job is to get out of the circle. How might that happen?*  
Field responses. Ex:
  - ~ Climb over the connected hands.
  - ~ Climb under the connected hands.
  - ~ Break through the connected hands.
- *The only way for the three students to get out of this circle is through secret passages. If I tap your hands during the song, your hands will become a secret passage way. When you raise your hands to open the secret passage way, one of the three inside the circle may escape through it.*
- *There is a rule. Only one person can escape through each passage. After a person escapes, the hands go down and the passage cannot open again for this turn.*
- Ask the students in the middle to cover their eyes.
- As the A section of the song is sung, the teacher walks around the outside of the circle.
- On the word "sailing," she taps the closest set of hands. These become the secret passages.
- As the B section is sung the three persons in the middle open their eyes and by tapping various joined hands try to find and escape through the secret passages.
- At the final cadence of the B section this turn of the game is over.
- The first to escape the circle replaces the role of the teacher. The ones who did not escape rejoin the circle, and the game begins anew.

**Note:** The A section of the song will always be sung twice: the first time to tap the three persons who will be inside the circle and the second time to select the secret passage ways. Before you begin the game you may want to practice opening and closing the secret passages and having people escape through them.



## Extended Study

---

### Music

- Vocal leaps throughout the song are ideal for vocal exploration.
- Explore unison phrases — “Three in the Middle.”
- Explore likenesses and differences in final cadences of the two sections.
- Explore likenesses and differences in phrases with the same words.
- Add ‘Sailing Down the River’ to your list of sea chanties.

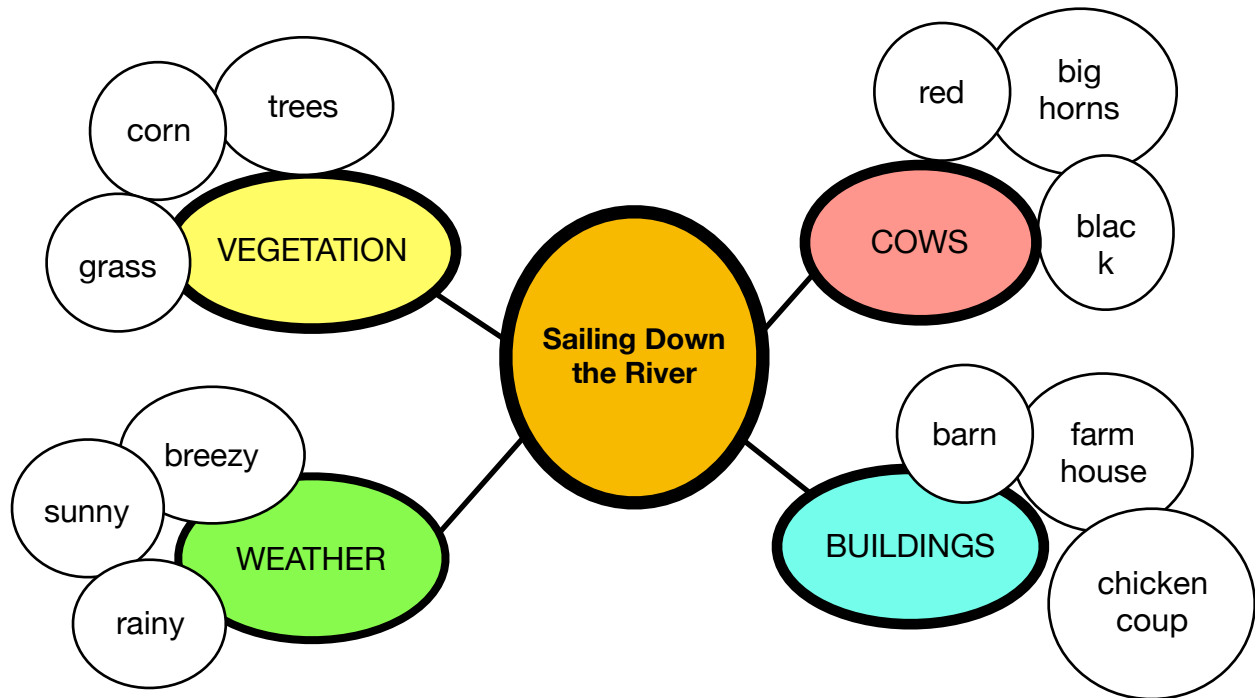
### Social Studies

- *Where is the Ohio River located? Where does it begin? Where does it end?*
- *Why would someone be sailing down the river?*
- *In what kind of vessel might they be sailing?*
- *What cargo might they be hauling?*
- *What role has this river played in commerce both historically and in present day?*

### Language Arts

Make a student-generated mind map of people and things one could see/experience as they sail down the river. Have the student use their ideas from the mind map to inspire and write a short story.

# Mind Map




## A Short Story Inspired by the Mind Map

---

### Bessie

My master calls me Bessie, the wonder cow, because I supply the family with so much milk. My days here along the river are normally quiet and peaceful. I eat all day and twice a day I go to the barn to give my milk to my master's family.



One quiet summer day our peacefulness was interrupted with a loud commotion: the clamor and clatter of metal against metal. I turned and noticed two scruffy-looking fellas coming toward me up the hill from the river. They had metal containers in their hands. Was this what was making the noise? I shuddered! I knew they had come to steal the milk I had saved for my master and his family. So this is what I did.....